


Accessing Arizona Republic and USA TODAY

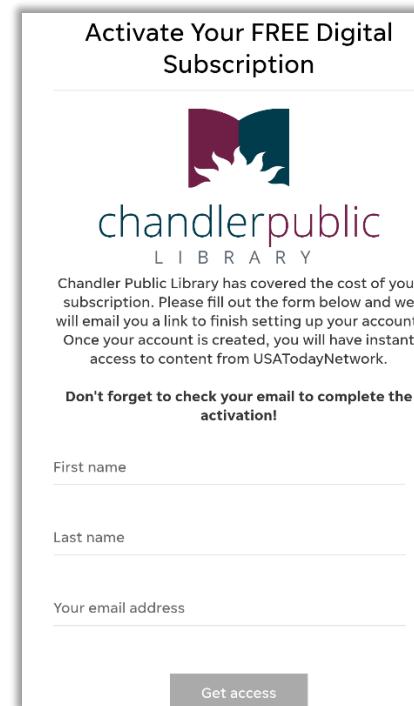
Step one: Activate your account

1. [Visit this activation link.](#)
2. You will be prompted to enter your library card number and PIN.



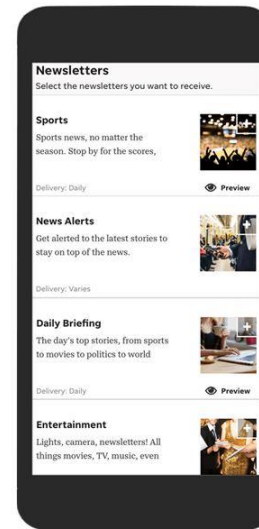
The image shows a login form for Chandler Public Library. At the top is the library's logo, which consists of a stylized sunburst in shades of purple and teal above the text "chandlerpublic LIBRARY". Below the logo are two input fields: "Library Card #" and "PIN". A green "Login" button is positioned below these fields. Underneath the button, there is a warning: "Only authorized Chandler Public Library cardholders may access this database". Further down, it states "Card numbers should be entered without spaces" and provides contact information: "If you have forgotten your PIN or if you need assistance with this database, please contact our call center at (480)782-2800".

3. Fill out the activation form with your name and email address.



The image shows an activation form for Chandler Public Library. At the top, it says "Activate Your FREE Digital Subscription". Below this is the library's logo, identical to the one in the previous form. The text reads: "Chandler Public Library has covered the cost of your subscription. Please fill out the form below and we will email you a link to finish setting up your account. Once your account is created, you will have instant access to content from USATodayNetwork." A bold instruction follows: "Don't forget to check your email to complete the activation!". Below this are three input fields: "First name", "Last name", and "Your email address". At the bottom is a grey "Get access" button.

4. Look for the activation email and follow the link as instructed.
5. Fill out the form with your email address, and set a password you will use for future logins.
(It may take a moment for the form to load.)



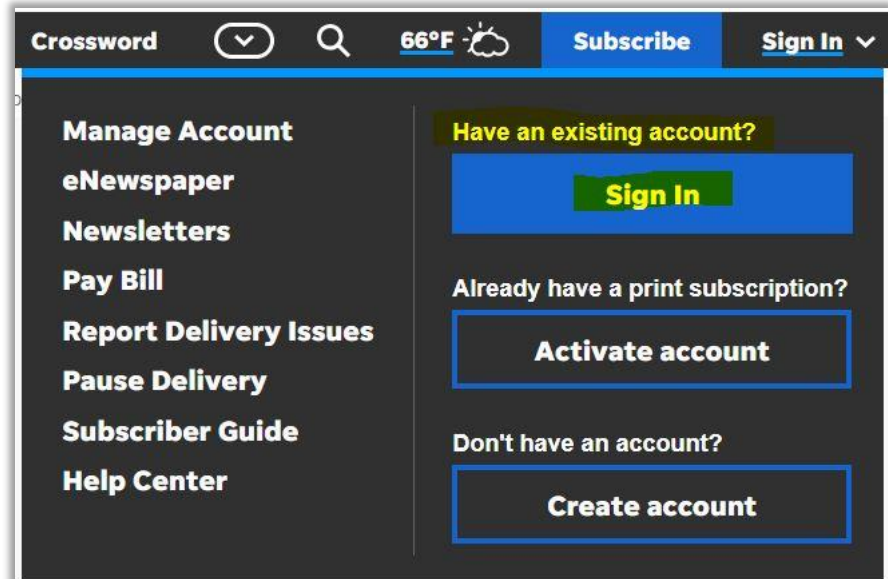
You're one step away from access to unlimited breaking news, entertainment, sports coverage, events, and more.

Use the link below to finish activating your digital access.

[Activate My Digital Access](#)

Step two: Sign in

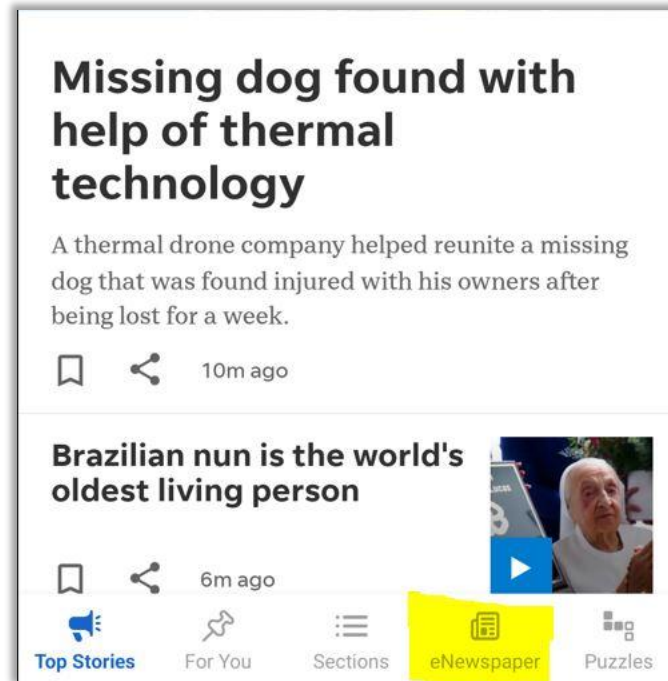
1. Your one-time activation is complete. Now visit usatoday.com or azcentral.com, or download the USA TODAY app.
2. Sign in under "Have an existing account" using the same email address and password you used to activate your account.



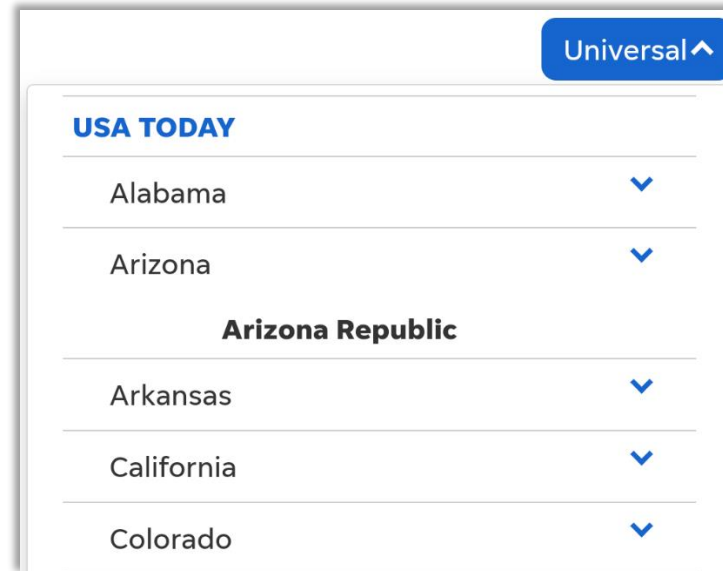
Step three: Access Arizona Republic

If using the app:

1. Choose the eNewspaper tab at the bottom of the screen.

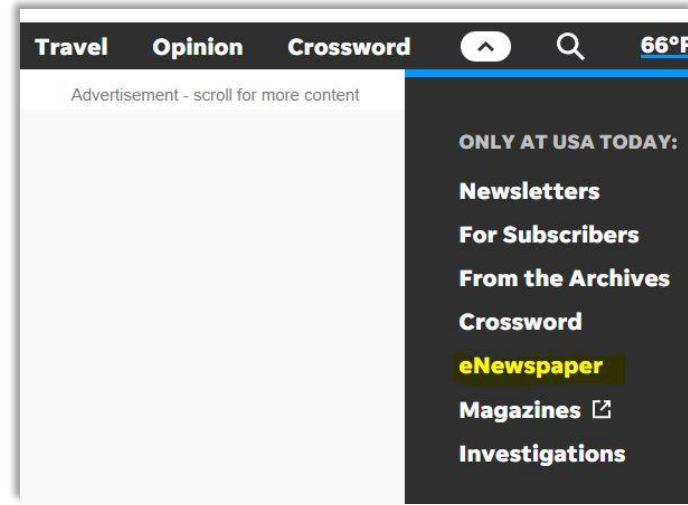


2. Choose the Universal button.
3. Choose Arizona to expand the list.
4. Choose Arizona Republic.

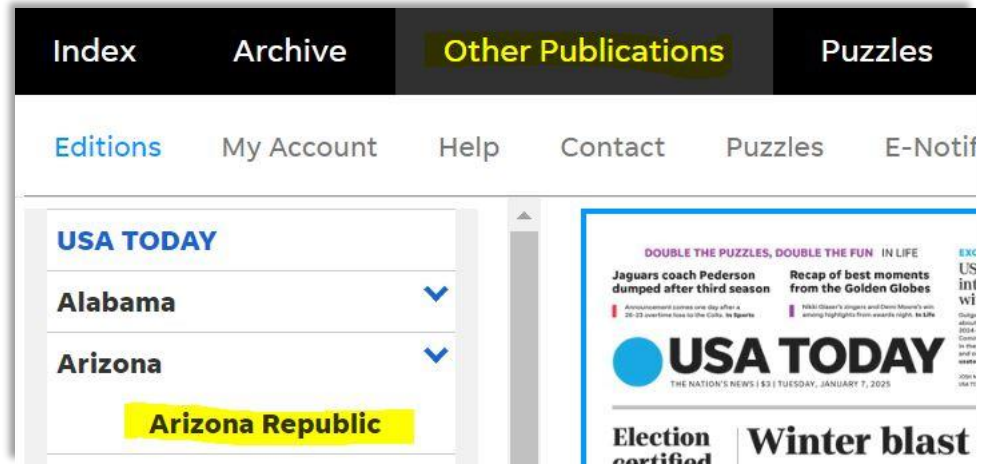


If using the usatoday.com or azcentral.com website:

1. Use the dropdown arrow to choose eNewspaper.



2. Choose Other Publications from the top menu.
3. Choose Arizona to expand the list.
4. Choose Arizona Republic.



Chandler Library pays for a one-year subscription for current library card holders. Please note, ad-free access is an optional charge not covered in the library subscription.

If you have trouble logging in, or if your library card is expired or has outstanding fees, please [Contact Us](#).